

## LOST PROFILE - SPECIFICATION SHEET - **CONTINUUM 500 WALL SCONCE**

Light escapes through white glass  
embedded between folded sheets of brass.

Magnetic construction results in a wall-mounted  
sculpture that is void of visible fixings.

*Continuum* makes a visual gesture  
to the relationship between space and time.



## LOST PROFILE - SPECIFICATION SHEET - CONTINUUM 500 WALL SCONCE

| PRODUCT                                                                                           | DIMENSIONS (mm) | WEIGHT (kg) | VOLTAGE (v) | WATTAGE (w) | DRIVER                 | LED COLOUR TEMP  | SURFACE FINISHES |
|---------------------------------------------------------------------------------------------------|-----------------|-------------|-------------|-------------|------------------------|------------------|------------------|
| CONTINUUM 500 WALL SCONCE                                                                         | 220 X 65 X 500  | 8kg         | 12VDC       | 20W         | 12V 25W 0-10V DIMMABLE | WARM WHITE 3000K | STD, CUSTOM      |
| Clear enamel & powder coating available upon request. (10% price increase)                        |                 |             |             |             |                        |                  |                  |
| <u>STANDARD SURFACE FINISHES:</u> Blonde Brass, Aged Brass, Dark Bronze.                          |                 |             |             |             |                        |                  |                  |
| <u>CUSTOM SURFACE FINISHES:</u> Brushed Nickel, Chrome, Black Chrome plating (20% price increase) |                 |             |             |             |                        |                  |                  |

### MATERIALS

Brass, glass, acrylic, magnets, LED.

### METAL SURFACE MAINTENANCE

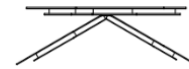
All LOST PROFILE metal surfaces are waxed. These metal surfaces are designed to age and patinate. Wear gloves when handling to avoid hand prints. Clear enamel coating is available on request.

### DRIVERS & DIMMING

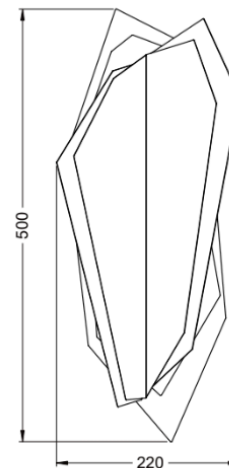
LOST PROFILE products are supplied with 0-10V dimmable LED drivers. The location of the driver needs to be considered, whether in a ceiling cavity, in a wall cavity, or ideally in an accessible electricals cabinet.

### PRICING AND LEAD TIMES

Please contact us or your nearest LOST PROFILE representative for current pricing and lead times.



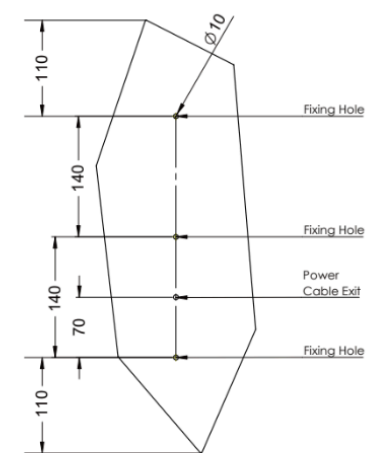
TOP VIEW



FRONT VIEW



SIDE VIEW



BACK PLATE FRONT VIEW

